

# **Appendix H:**

## *Annual Listing of Obligated Projects, FY 2022 TIP*

# **FY 2022—2025 TIP Fiscal Year 2022 Annual Listing of Obligated Projects**

*Defining the Vision. Shaping the Future.*



**NORTH JERSEY TRANSPORTATION PLANNING AUTHORITY, INC.**  
The Metropolitan Planning Organization for Northern New Jersey

February 2023

## **NJTPA FY 2022 – 2025 TIP**

### **Fiscal Year 2022 Annual Listing of Obligated Projects**

The North Jersey Transportation Planning Authority (NJTPA) is the federally authorized Metropolitan Planning Organization (MPO) for the 13-county northern New Jersey region, home to 7 million people. It evaluates and approves transportation improvement projects, provides a forum for cooperative transportation planning, sponsors and conducts studies, assists county and city planning agencies, and monitors compliance with air quality goals. The NJTPA's FY 2022 -2025 Transportation Improvement Program (TIP), the four-year fiscally constrained listing of projects and programs, was approved and adopted by the NJTPA Board on September 13, 2021.

Section 134 of Title 23, United State Code, requires that an annual listing of TIP projects for which federal funds have been obligated in the preceding year shall be published or otherwise made available by the cooperative effort of the state, transit operator, and metropolitan planning organization for public review. The listing shall be consistent with the categories identified in the TIP.

Pursuant to 23 CFR 450.334, the annual listing of obligated projects shall include all federally funded projects authorized or revised to increase obligations in the preceding program year, and shall, at a minimum, include sufficient information from the TIP to identify the project or its phase of work and identify, for each project, the agency responsible for carrying out the project or phase, the amount of Federal funds programmed in the TIP, the federal funding that was obligated during the preceding year, and the federal funding remaining and available for subsequent years.

Accordingly, the purpose of this report is to show which projects programmed in the FY 2022 - 2025 TIP for FY 2022 have received federal and state commitments for funding.<sup>1</sup>

A federal obligation is the result of a formal agreement, an authorization to proceed, between the implementing agency - NJTPA Subregions, New Jersey Department of Transportation (NJDOT), NJ TRANSIT, or Port Authority of New York and New Jersey (PANYNJ) - and the United States Department of Transportation (USDOT). This agreement contractually commits the USDOT and the State of New Jersey to fund a

---

<sup>1</sup> This report has been prepared by the NJTPA with financing by the Federal Transit Administration and the Federal Highway Administration of the U.S. Department of Transportation. This document is disseminated under the sponsorship of the U.S. Department of Transportation in the interest of information exchange. The NJTPA is solely responsible for its contents.

specific phase of a project and to reimburse the state or other local entities for the federal share of a project's eligible cost. The FY 2022 – 2025 TIP includes project funding for four federal fiscal years (FYs 2022, 2023, 2024, and 2025). This report focuses on the FY 2022 element of the FY 2022 - 2025 TIP (October 1, 2021 to September 30, 2022).

State funds (Transportation Trust Funds) are obligated through a similar process within the government of New Jersey but unlike federal funds, state funds retain their obligation authority in future state fiscal years if not obligated. For the purposes of this report, non-federal funds include both state funds and other third-party funding sources, including potential local match funds or other partnership resources, such as funding from the PANYNJ and New Jersey Turnpike Authority. Non-federal as well as federal funds are shown in this report to give a complete picture of funding as shown in the TIP. Non-federal and federal funds are mixed in some projects.

This report examines obligations for FY 2022, in total and on a project-by-project basis, to show:

1. The amount of transportation funds (federal, non-federal) that were obligated, compared to what was programmed in the NJTPA Board approved FY 2022 - 2025 TIP for FY 2022;
2. How categories of projects compared with one another in terms of obligated funding;
3. Programmed and obligated funding in comparison with expenditure goals of the NJTPA Board of Trustees; and
4. Which individual TIP projects were obligated, and which were not, during FY 2022, with programmed, revised, and obligated funding listed for each project.

## **Background**

The NJTPA prepares a TIP, which is a list of transportation projects that are advanced enough in their planning and project concept development stages to merit funding commitments for preliminary engineering, design, right-of-way and construction. The TIP lists the amount of funding, the schedule, and the type of work to be carried out for each project. The NJTPA's project development process is more fully described in the TIP Introduction.<sup>2</sup>

---

<sup>2</sup> [http://njtpa.org/Projects-Programs/Transportation-Improvement-Program-\(TIP\)/Current-TIP.aspx](http://njtpa.org/Projects-Programs/Transportation-Improvement-Program-(TIP)/Current-TIP.aspx)

The TIP is prepared on a two-year cycle and shows a funding schedule for projects that commence at the beginning of the federal fiscal year on October 1.<sup>3</sup> Therefore, when the TIP is prepared, it represents the best estimate of project funding for a period that is well in advance of actual funding. The obligation report is prepared after the end of the federal fiscal year and lists the actual level of project authorizations during the fiscal year.

Circumstances are subject to change between TIP preparation and the end of the federal fiscal year, which can impact the progress of individual projects. Such changes are incorporated into the TIP through a modification and amendment process in which the implementing agencies and NJTPA Board of Trustees collaborate.

On November 15, 2021, President Biden signed the Infrastructure Investment and Jobs Act (IIJA) (Public Law 117-58, also known as the “Bipartisan Infrastructure Law”) into law. The Bipartisan Infrastructure Law is the largest long-term investment in infrastructure and economy in our Nation’s history. The IIJA provides \$550 billion over Fiscal Years 2022 through 2026 in new federal investment in infrastructure, including roads, bridges, and mass transit, water infrastructure, resilience, and broadband.

As of October 2022, the New Jersey’s fuel tax on gasoline was 41.4 cents per gallon. All revenue derived from motor fuels taxes is now constitutionally dedicated for transportation purposes in accordance with the voter-approved amendment of Article VIII, Section II, paragraph 4 of the New Jersey Constitution. The constitution continues to provide an annual dedication of no less than \$200 million from the Sales and Use Tax.

In addition, federal funds that can be accessed for transportation projects are limited by Congress, depending on current budgetary circumstances. On an annual basis, Congress and the Administration create obligation limitations which specify the portion of legislated funds that can be utilized. The limitations are created just prior to the beginning of the federal fiscal year, several months after the TIP is drafted. The TIP is programmed based on legislated (apportioned) funding, which is worked out well before TIP preparation. Obligation limitations and rescissions may change the amount that is available during the TIP’s fiscal year.

Finally, the amount of transportation funding may vary during a fiscal year based on federal fuel tax receipts. Surpluses or deficits in fuel tax receipts are distributed among

---

<sup>3</sup> FY 2022 began on October 1, 2021 and ended on September 30, 2022. The FY 2022 TIP was prepared during the Spring of 2021 and adopted by the NJTPA Board of Trustees on September 13, 2021.

the states periodically during the year. This can therefore affect funding availability for obligation of projects in the TIP.

### Obligated Versus Programmed Funding in FY 2022

The FY 2022 – 2025 TIP called for the expenditure of \$3.420 billion in FY 2022, of which \$3.238 billion was obligated during FY 2022. Thus, total obligations represented **94.7 percent of programmed FY 2022 funding** (includes state and federal funds), **compared to 103 percent that were obligated in FY 2021.**

Table 1 shows how obligated versus programmed funding was distributed by project types in FY 2022. In November 2017, the Board of Trustees adopted an updated Regional Capital Investment Strategy (RCIS) that included spending goals applicable to categories of projects and programs in the NJTPA region. The RCIS is included in Plan 2050 - The NJTPA’s Long Range Transportation Plan for Northern New Jersey, which was approved by the NJTPA Board of Trustees in September 2021. In Table 1, projects are grouped into the Board’s RCIS spending goal categories (hereinafter referred to as “RCIS Categories”).<sup>4</sup>

Table 1  
**FY 2022 Element of FY 2022 TIP**  
**Obligated Total Funding as a Percent of Programmed Expenditures**  
**Detailed RCIS Board Categories**

RCIS Board Category	TIP Programmed Expenditures (Million \$)	Obligated Funding (Million \$)	Programmed Amount Not Obligated (Million \$)	Obligated Percent of Programmed
Bridges	\$555.95	\$397.68	\$158.28	71.5%
Road Preservation	\$357.01	\$481.27	-\$124.26	134.8%
Minor Road Improvements	\$76.77	\$57.83	\$18.94	75.3%
Major Road Capacity	\$1.67	\$0.00	\$1.67	0.0%
Transit Preservation	\$1,161.65	\$1,202.48	-\$40.83	103.5%
Transit Enhancement	\$149.63	\$158.27	-\$8.64	105.8%
Transit Expansion	\$11.17	\$54.40	-\$43.24	487.2%
Dedicated Freight	\$119.50	\$37.66	\$81.84	31.5%
ITS/Incident Mgmt.	\$95.54	\$110.80	-\$15.26	116.0%
Travel Demand Mgmt.	\$28.79	\$23.37	\$5.43	81.2%
Safety	\$97.79	\$135.72	-\$37.94	138.8%
Bicycle/Pedestrian	\$14.78	\$6.64	\$8.14	44.9%
Other	\$749.80	\$572.67	\$177.13	76.4%
<b>TOTAL</b>	<b>\$3,420.05</b>	<b>\$3,238.79</b>	<b>\$181.25</b>	<b>94.7%</b>

Sources: NJDOT and NJ TRANSIT.

<sup>4</sup> RCIS goals do not include the category “Other/Unallocated” shown in Table 1.

The significant increase in the total amount of funding obligated versus programmed for Transit Expansion (487.2 percent increase) is reflective of the Lackawanna Cutoff Restoration project, which was amended into the FY 2022 TIP in June 2022, having \$40.67 million of its \$50.49 million programmed funds authorized later that year.

Table 2 shows that there are differences between the obligation amounts for federal and non-federal funds. Total **federal obligations were 106.6 percent** of programmed expenditures; for Non-Federal funds **84.1 percent of state and other funds were obligated**. In total, **94.7 percent of all funds were obligated**.

Programmed NJDOT federal funding in FY 2022 was \$944.79 million, of which \$963.03 million (101.9 percent) was obligated. A lower percentage of NJDOT state funding and other funding were obligated: 74.1 percent. Unused state funding authority is carried forward to the next fiscal year. NJ TRANSIT funding was obligated at a level of 100.4 percent of its programmed state funding and 113.3 percent of its federal funding.

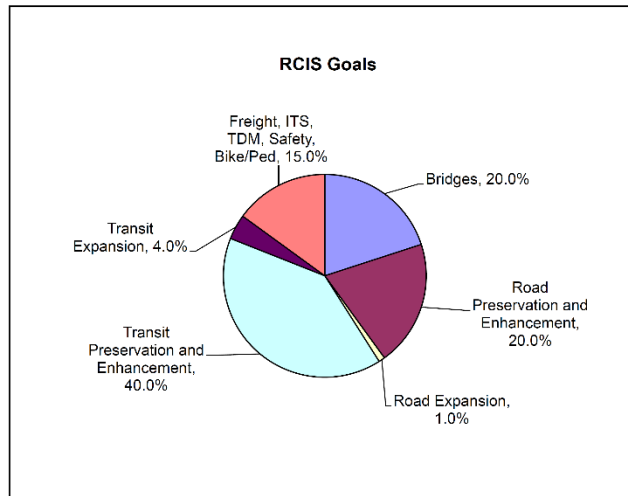
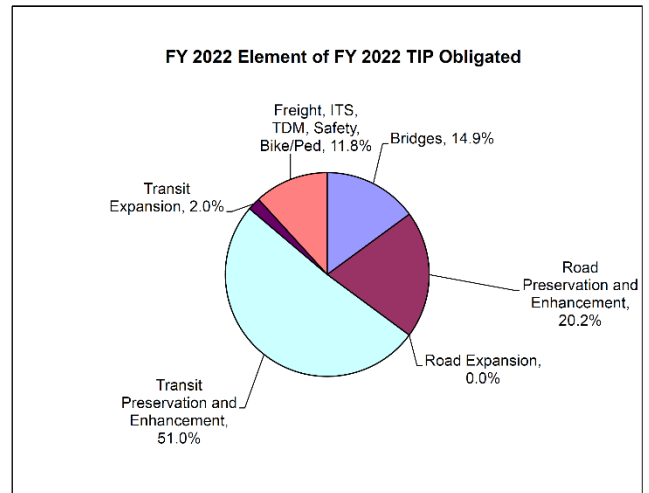
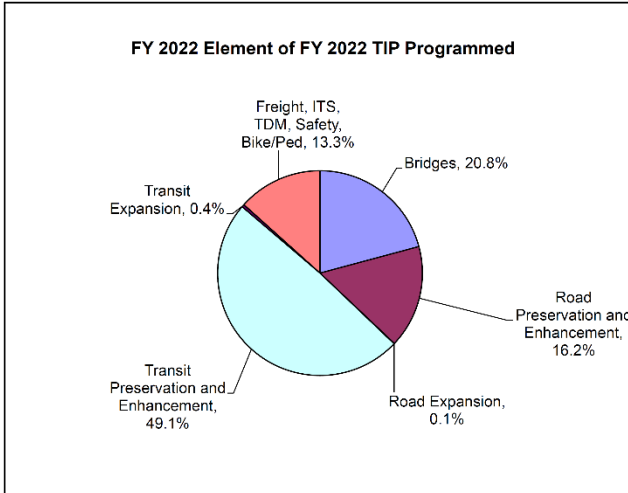
It is important to note that programmed federal funding for NJDOT projects cannot be rolled over into the following fiscal year. Thus, unobligated NJDOT projects must find new funding for the next fiscal year. However, unobligated federal funding for NJ TRANSIT projects can be utilized in future fiscal years. This difference affects the amount of federal funding that gets obligated for NJDOT and NJ TRANSIT.

Every fiscal year, unobligated federal funding is redistributed to states that requested additional formula obligation limitation. The State of New Jersey received \$50 million in funds from the Federal-Aid Highway Program Obligation Limitation- Redistribution of FY 2022 Obligation Limitation (August Redistribution), pursuant to Section 120(c) of the Department of Transportation Appropriations Act, 2022.





**Figure 1**  
**Distribution Percent of Expenditures by RCIS Category**



## Annual Listing of Obligated Projects

Table 3 is a detailed listing of projects that were programmed in FY 2022, identifying which projects have received federal and non-federal commitments for funding in FY 2022. The table includes:

1. **Work Phase** of the project, e.g., the type of work that was programmed for FY 2022.
2. **Funding Source** (federal or non-federal).
3. **Original FY 22 TIP Funds**, or the funds programmed at the time the FY 2022 TIP was initially approved by the NJTPA Board.
4. **Revised FY 22 TIP Funds**, representing the amount of funding programmed after transactions for TIP modifications and amendments were completed during FY 2022.
5. **FY 22 Obligation**, representing federal funding commitments made during FY 2022.

Table 3 is organized similarly to the project listing in the FY 2022 – 2025 TIP for FY 2022: NJDOT projects by county, NJDOT regionwide and statewide programs, and NJ TRANSIT projects and programs. Statewide programs are calculated using a multiplier of 75 percent, which represents the NJTPA’s allocation of statewide funding, based on its share of New Jersey population.

**Table 3**  
**NJTPA FY 2022 TIP FINAL OBLIGATION STATUS**  
**BY COUNTY (in \$ millions)**

<b>NJDOT Projects</b>				
<b>BERGEN COUNTY PROJECTS</b>				
Work Phase	Funding Source	Original FY22 TIP Funds	Revised FY22 TIP Funds	FY22 Obligation
<b>N1801</b>	<b>East Anderson Street Bridge (02C0023A) over the Hackensack River</b>			
PE	Federal		\$1.90	\$1.31
<b>94064</b>	<b>Jones Road over Route 4</b>			
CON	Federal	\$26.30	\$26.30	\$19.57
<b>N1601</b>	<b>Kingsland Avenue, Bridge over Passaic River</b>			
PE	Federal		\$1.50	\$1.52
<b>98546</b>	<b>Market Street/Essex Street/Rochelle Avenue</b>			
DES	Federal	\$2.20		
<b>065C</b>	<b>Route 4, Bridge over Palisade Avenue, Windsor Road and CSX Railroad</b>			
ROW	Federal	\$1.50	\$1.50	\$1.75
<b>08410</b>	<b>Route 4, Grand Avenue Bridge</b>			
ROW	Federal	\$1.75		
<b>02346</b>	<b>Route 4, Hackensack River Bridge</b>			
DES	Federal	\$7.00	\$12.70	\$11.59
<b>93134</b>	<b>Route 4, Teaneck Road Bridge</b>			
DES	Federal	\$2.50		
<b>14319</b>	<b>Route 17, Bridges over NYS&amp;W RR &amp; RR Spur &amp; Central Avenue (CR 44)</b>			
PE	Federal	\$3.50		
<b>15383</b>	<b>Route 17, Pierrepont Ave to Terrace Ave/Polify Rd (CR 55)</b>			
CON	Federal	\$6.50	\$6.50	\$8.18
<b>11415</b>	<b>Route 80, Riverview Drive (CR 640) to Polify Road (CR 55)</b>			
DES	Federal	\$16.00		
	Federal	\$67.25	\$50.40	\$43.91
	Non-Federal	\$0.00	\$0.00	\$0.00
	<b>Bergen Total</b>	<b>\$67.25</b>	<b>\$50.40</b>	<b>\$43.91</b>

## ESSEX COUNTY PROJECTS

Work Phase	Funding Source	Original FY22 TIP Funds	Revised FY22 TIP Funds	FY22 Obligation
<b>N1402</b>	<b>Clay Street Bridge over the Passaic River</b>			
PE	Federal	\$2.00		
<b>N1602</b>	<b>CR 508 (Bridge Street), Bridge over Passaic River</b>			
PE	Federal		\$2.50	\$2.26
<b>N1605</b>	<b>CR 508 (Central Avenue), Bridge over City Subway</b>			
PE	Federal	\$0.50	\$1.50	\$1.51
<b>N1601</b>	<b>Kingsland Avenue, Bridge over Passaic River</b>			
PE	Federal		\$1.50	\$1.52
<b>11407</b>	<b>Lincoln Tunnel Access Project (LTAP)</b>			
ERC	Non-Federal	\$65.00	\$65.00	\$0.32
<b>12408B</b>	<b>Route 7, Mill Street (CR 672) to Park Avenue (CR 646)</b>			
ROW	Non-Federal	\$0.50	\$0.50	
<b>98540</b>	<b>Route 21, Newark Riverfront Pedestrian and Bicycle Access</b>			
CD	Federal	\$0.55	\$0.55	\$0.50
<b>18373</b>	<b>Route 22, Broad Street (CR 623) to Route 27 (Empire Street)</b>			
CON	Federal	\$4.10	\$4.10	\$3.08
<b>9233B6</b>	<b>Route 23, Route 80 and Route 46 Interchange</b>			
DES	Federal	\$3.80		
<b>15371</b>	<b>Route 27, Dehart Place to Route 21</b>			
UTI	Federal		\$0.77	\$0.77
<b>06366B</b>	<b>Route 46, Route 287 to Route 23 (Pompton Avenue), ITS</b>			
CON	Federal	\$14.50	\$19.50	\$21.53
	Federal	\$25.45	\$30.42	\$31.18
	Non-Federal	\$65.50	\$65.50	\$0.32
	<b>Essex Total</b>	<b>\$90.95</b>	<b>\$95.92</b>	<b>\$31.49</b>

## HUDSON COUNTY PROJECTS

Work Phase	Funding Source	Original FY22 TIP Funds	Revised FY22 TIP Funds	FY22 Obligation
<b>N1904</b>	<b>Bayonne Commuter Ferry Pier and Dock Improvements</b>			
CON	Federal		\$0.66	
CON	Non-Federal		\$0.99	
<b>N1402</b>	<b>Clay Street Bridge over the Passaic River</b>			
PE	Federal	\$2.00		
<b>N1602</b>	<b>CR 508 (Bridge Street), Bridge over Passaic River</b>			
PE	Federal		\$2.50	\$2.26
<b>11407</b>	<b>Lincoln Tunnel Access Project (LTAP)</b>			
ERC	Non-Federal	\$65.00	\$65.00	\$0.32
<b>N1603</b>	<b>Manhattan Avenue Retaining Wall</b>			
PE	Federal	\$1.20		
<b>17356</b>	<b>Pedestrian Bridge over Route 440</b>			
CD	Federal	\$0.55	\$0.55	\$0.55
<b>97005B</b>	<b>Portway, Fish House Road/Pennsylvania Avenue, CR 659</b>			
CON	Federal	\$44.40		
<b>12386</b>	<b>Route 3 &amp; Route 495 Interchange</b>			
PE	Federal	\$10.00		
	Federal	\$58.15	\$3.71	\$2.81
	Non-Federal	\$65.00	\$65.99	\$0.32
	<b>Hudson Total</b>	<b>\$123.15</b>	<b>\$69.69</b>	<b>\$3.13</b>

## HUNTERDON COUNTY PROJECTS

Work Phase	Funding Source	Original FY22 TIP Funds	Revised FY22 TIP Funds	FY22 Obligation
<b>15419</b>	<b>ADA Central, Contract 3</b>			
ROW	Federal	\$4.20	\$4.20	\$1.31
UTI	Non-Federal	\$0.30	\$0.30	
<b>NS9806</b>	<b>Church Street Bridge, CR 579</b>			
CON	Non-Federal	\$7.00	\$9.00	
<b>15322</b>	<b>Delaware &amp; Raritan Canal Bridges</b>			
ERC	Federal	\$7.78	\$7.78	
<b>14425</b>	<b>Route 22, Bridge over NJT Raritan Valley Line</b>			
DES	Non-Federal	\$2.00	\$2.00	
<b>16351</b>	<b>Route 29, Bridge over Copper Creek</b>			
DES	Federal	\$0.80		
<b>08327B</b>	<b>Route 31 SB, CR 523 (Walter Foran Boulevard) to Wescott Drive (CR 600)</b>			
ROW	Non-Federal	\$0.75	\$0.75	
<b>11342A</b>	<b>Route 31, Route 78/22 to Graysrock Road</b>			
ROW	Federal	\$0.25	\$0.25	\$0.26
	Federal	\$13.03	\$12.23	\$1.56
	Non-Federal	\$10.05	\$12.05	\$0.00
	<b>Hunterdon Total</b>	<b>\$23.08</b>	<b>\$24.28</b>	<b>\$1.56</b>

## MIDDLESEX COUNTY PROJECTS

Work Phase	Funding Source	Original FY22 TIP Funds	Revised FY22 TIP Funds	FY22 Obligation
<b>15419</b>	<b>ADA Central, Contract 3</b>			
ROW	Federal	\$4.20	\$4.20	\$1.31
UTI	Non-Federal	\$0.30	\$0.30	
<b>06316</b>	<b>Carteret Ferry Service Terminal</b>			
CON	Federal	\$2.21	\$2.21	
<b>15322</b>	<b>Delaware &amp; Raritan Canal Bridges</b>			
ERC	Federal	\$7.78	\$7.78	
<b>14423</b>	<b>Grove Avenue, Bridge over Port Reading RR</b>			
DES	Federal		\$2.20	\$1.86
<b>99316</b>	<b>Oak Tree Road Bridge, CR 604</b>			
DES	Federal	\$1.80	\$2.80	\$2.80
<b>17419</b>	<b>Route 1, Alexander Road to Mapleton Road</b>			
ROW	Federal	\$1.67		
<b>12358</b>	<b>Route 1, over Forrestal Road</b>			
PE	Federal		\$1.50	\$1.56
<b>079A</b>	<b>Route 9/35, Main Street Interchange</b>			
PE	Federal		\$4.60	\$4.80
<b>16352</b>	<b>Route 18 NB, Bridge over Conrail</b>			
DES	Federal	\$2.52		
<b>10354</b>	<b>Route 18, East Brunswick, Drainage and Pavement Rehabilitation</b>			
CON	Federal	\$33.50	\$91.00	\$94.44
<b>16339</b>	<b>Route 130, Bridge over Millstone River</b>			
ROW	Non-Federal	\$0.05	\$0.05	
<b>00321</b>	<b>Schalk's Crossing Road Bridge, CR 683</b>			
DES	Federal	\$5.40	\$5.40	\$4.55
<b>98541</b>	<b>South Amboy Intermodal Center</b>			
CON	Federal	\$7.38	\$7.38	\$7.33
	Federal	\$66.46	\$129.07	\$118.64
	Non-Federal	\$0.35	\$0.35	\$0.00
	<b>Middlesex Total</b>	<b>\$66.81</b>	<b>\$129.42</b>	<b>\$118.64</b>

## MONMOUTH COUNTY PROJECTS

Work Phase	Funding Source	Original FY22 TIP Funds	Revised FY22 TIP Funds	FY22 Obligation
<b>NS9306</b>	<b>Monmouth County Bridges W7, W8, W9 over Glimmer Glass and Debbie's Creek</b>			
DES	Federal	\$4.00		
<b>14422</b>	<b>Old Route 33, Bridge over Millstone River</b>			
CON	Federal		\$3.46	\$5.45
<b>12379</b>	<b>Route 33 Business, Bridge over Conrail Freehold Secondary Branch</b>			
ROW	Federal	\$1.00	\$1.00	\$0.83
<b>15449</b>	<b>Route 71, Bridge over NJ Transit (NJCL)</b>			
DES	Federal	\$3.00		
<b>16316</b>	<b>Route 71, Bridge over Shark River</b>			
PE	Federal		\$5.00	\$5.06
	Federal	\$8.00	\$9.46	\$11.34
	Non-Federal	\$0.00	\$0.00	\$0.00
	<b>Monmouth Total</b>	<b>\$8.00</b>	<b>\$9.46</b>	<b>\$11.34</b>



## MORRIS COUNTY PROJECTS

Work Phase	Funding Source	Original FY22 TIP Funds	Revised FY22 TIP Funds	FY22 Obligation
<b>N1604</b>	<b>CR 510 (Columbia Turnpike), Bridge over Black Brook</b>			
PE	Federal	\$0.40	\$0.40	
<b>NS9708</b>	<b>Landing Road Bridge Over Morristown Line, CR 631</b>			
DES	Non-Federal		\$0.64	
ROW	Non-Federal		\$2.25	
<b>N1804</b>	<b>Martin Luther King Avenue Bridge (No. 1400-118) over the Whippany River</b>			
PE	Federal	\$1.00	\$1.00	\$1.07
<b>NS9802</b>	<b>Openaki Road Bridge</b>			
DES	Federal	\$1.00		
<b>93139A</b>	<b>Route 15 NB, Bridge over Abandoned Mount Hope Mineral Railroad</b>			
ROW	Federal	\$0.40	\$1.85	\$1.85
<b>14414</b>	<b>Route 15 SB, Bridge over Rockaway River</b>			
CON	Federal	\$11.45	\$11.45	\$12.29
<b>11424</b>	<b>Route 23, Alexander Road to Maple Lake Road</b>			
CON	Federal	\$12.10	\$12.10	\$16.83
<b>13316</b>	<b>Route 46, Canfield Avenue</b>			
CON	Federal	\$4.40	\$4.40	\$5.01
<b>06366B</b>	<b>Route 46, Route 287 to Route 23 (Pompton Avenue), ITS</b>			
CON	Federal	\$14.50	\$19.50	\$21.53
<b>12424</b>	<b>Route 53, Pondview Road to Hall Avenue</b>			
CON	Federal	\$7.10		
<b>9237</b>	<b>Route 57/182/46, Hackettstown Mobility Improvements</b>			
CON	Federal		\$5.89	\$2.76
<b>15351</b>	<b>Route 80, Bridges over Howard Boulevard (CR 615)</b>			
ROW	Federal	\$1.50	\$1.50	\$1.76
<b>13350</b>	<b>Route 15 and Berkshire Valley Road (CR 699)</b>			
CON	Federal	\$6.13	\$6.13	\$9.96
	Federal	\$59.98	\$64.22	\$73.07
	Non-Federal	\$0.00	\$2.88	\$0.00
	<b>Morris Total</b>	<b>\$59.98</b>	<b>\$67.11</b>	<b>\$73.07</b>

## OCEAN COUNTY PROJECTS

Work Phase	Funding Source	Original FY22 TIP Funds	Revised FY22 TIP Funds	FY22 Obligation
<b>N1805</b>	<b>Chadwick Beach Island Bridge (No. 1507-007) over Barnegat Bay</b>			
PE	Federal	\$1.00	\$1.00	\$1.14
<b>N1405</b>	<b>Garden State Parkway Interchange 83 Improvements</b>			
DES	Federal	\$1.50		
<b>11418</b>	<b>Route 9, Indian Head Road to Central Ave/Hurley Ave, Pavement</b>			
CON	Federal	\$43.50	\$67.00	\$70.07
<b>00357D1</b>	<b>Route 72, Manahawkin Bay Bridges, Contract 5A - Environmental Mitigation</b>			
DES	Non-Federal	\$0.46	\$0.46	
<b>09322</b>	<b>Route 88, Bridge over Beaver Dam Creek</b>			
DES	Federal	\$1.20	\$2.59	\$2.59
	Federal	\$47.20	\$70.59	\$73.80
	Non-Federal	\$0.46	\$0.46	\$0.00
	<b>Ocean Total</b>	<b>\$47.66</b>	<b>\$71.04</b>	<b>\$73.80</b>

## PASSAIC COUNTY PROJECTS

Work Phase	Funding Source	Original FY22 TIP Funds	Revised FY22 TIP Funds	FY22 Obligation
<b>059B</b>	<b>Route 3, Route 46, Valley Road and Notch/Rifle Camp Road Interchange, Contract B</b>			
CON	Federal	\$26.44	\$31.44	\$33.88
<b>08372</b>	<b>Route 20, Paterson Safety, Drainage and Resurfacing</b>			
CON	Federal	\$29.23	\$38.50	\$43.15
<b>11424A</b>	<b>Route 23, High Crest Drive to Macopin River</b>			
DES	Federal	\$2.80	\$2.80	\$3.20
<b>14440</b>	<b>Route 23, NB Bridge over Pequannock River</b>			
ROW	Non-Federal	\$0.10	\$0.10	\$0.02
<b>9233B6</b>	<b>Route 23, Route 80 and Route 46 Interchange</b>			
DES	Federal	\$3.80		
<b>06366C</b>	<b>Route 46, Route 23 (Pompton Avenue) to Route 20, ITS</b>			
CON	Federal	\$9.00	\$9.00	\$10.05
<b>06366B</b>	<b>Route 46, Route 287 to Route 23 (Pompton Avenue), ITS</b>			
CON	Federal	\$14.50	\$19.50	\$21.53
<b>11415</b>	<b>Route 80, Riverview Drive (CR 640) to Polify Road (CR 55)</b>			
DES	Federal	\$16.00		
<b>N1606</b>	<b>Sixth Avenue (CR 652), Bridge over Passaic River</b>			
PE	Federal	\$0.50		
<b>16308</b>	<b>Taft Avenue, Pedestrian Bridge over Route 80</b>			
CON	Federal	\$5.45	\$5.45	\$8.39
	Federal	\$107.72	\$106.69	\$120.20
	Non-Federal	\$0.10	\$0.10	\$0.02
	<b>Passaic Total</b>	<b>\$107.82</b>	<b>\$106.79</b>	<b>\$120.22</b>

## SOMERSET COUNTY PROJECTS

Work Phase	Funding Source	Original FY22 TIP Funds	Revised FY22 TIP Funds	FY22 Obligation
<b>15419</b>	<b>ADA Central, Contract 3</b>			
ROW	Federal	\$4.20	\$4.20	\$1.31
UTI	Non-Federal	\$0.30	\$0.30	
<b>99405</b>	<b>Camp Meeting Avenue Bridge over Trenton Line, CR 602</b>			
DES	Federal	\$2.10		
<b>N1407</b>	<b>County Bridge K0607, New Brunswick Road over Al's Brook</b>			
CON	Federal	\$2.50		
<b>N1607</b>	<b>CR 512 (Valley Road), Bridge over Passaic River</b>			
PE	Federal	\$1.00		
<b>15322</b>	<b>Delaware &amp; Raritan Canal Bridges</b>			
ERC	Federal	\$7.78	\$7.78	
<b>14416</b>	<b>Hamilton Road, Bridge over Conrail RR</b>			
DES	Federal	\$2.80	\$2.80	
<b>N1807</b>	<b>Picket Place, CR 567 Bridge (C0609) over South Branch of Raritan River</b>			
PE	Federal	\$1.40		
<b>13318</b>	<b>Route 28, Rt 287 to CR 525 (Thompson Avenue)</b>			
DES	Federal	\$1.19		
<b>14415</b>	<b>Route 202, Bridge over North Branch of Raritan River</b>			
DES	Federal	\$1.70	\$1.70	\$2.59
ROW	Federal	\$0.60		
<b>02372B</b>	<b>Route 202, First Avenue Intersection Improvements</b>			
ROW	Federal	\$3.27	\$3.27	\$4.17
<b>11363</b>	<b>Route 202/206, over Branch of Peter's Brook, Culvert Replacement at MP 27.96</b>			
ROW	Non-Federal	\$0.40	\$0.40	
	Federal	\$28.53	\$19.74	\$8.06
	Non-Federal	\$0.70	\$0.70	\$0.00
	<b>Somerset Total</b>	<b>\$29.23</b>	<b>\$20.44</b>	<b>\$8.06</b>

## SUSSEX COUNTY PROJECTS

Work Phase	Funding Source	Original FY22 TIP Funds	Revised FY22 TIP Funds	FY22 Obligation
<b>15391</b>	<b>Route 94, Pleasant Valley Drive to Maple Grange Road</b>			
ROW	Federal	\$1.50		
	Federal	\$1.50	\$0.00	\$0.00
	Non-Federal	\$0.00	\$0.00	\$0.00
	<b>Sussex Total</b>	<b>\$1.50</b>	<b>\$0.00</b>	<b>\$0.00</b>

## UNION COUNTY PROJECTS

Work Phase	Funding Source	Original FY22 TIP Funds	Revised FY22 TIP Funds	FY22 Obligation
<b>14330</b>	<b>Route 22, Bridge over Echo Lake</b>			
CON	Federal		\$10.36	\$14.34
<b>18373</b>	<b>Route 22, Broad Street (CR 623) to Route 27 (Empire Street)</b>			
CON	Federal	\$4.10	\$4.10	\$3.08
<b>16303</b>	<b>Route 27 NB (Cherry Street), Bridge over Conrail</b>			
DES	Federal	\$2.30		
<b>15371</b>	<b>Route 27, Dehart Place to Route 21</b>			
UTI	Federal		\$0.77	\$0.77
<b>94019</b>	<b>Route 82, Rahway River Bridge</b>			
ROW	Non-Federal	\$0.50	\$0.50	
<b>15395</b>	<b>Route 439, Route 28 (Westfield Ave) to Route 27 (Newark Ave)</b>			
CON	Federal	\$8.70	\$8.70	\$11.15
	Federal	\$15.10	\$23.93	\$29.34
	Non-Federal	\$0.50	\$0.50	\$0.00
	<b>Union Total</b>	<b>\$15.60</b>	<b>\$24.43</b>	<b>\$29.34</b>

## WARREN COUNTY PROJECTS

Work Phase	Funding Source	Original FY22 TIP Funds	Revised FY22 TIP Funds	FY22 Obligation
<b>15419</b>	<b>ADA Central, Contract 3</b>			
ROW	Federal	\$4.20	\$4.20	\$1.31
UTI	Non-Federal	\$0.30	\$0.30	
<b>11340A</b>	<b>Route 46, Route 80 to Walnut Road</b>			
ROW	Federal	\$0.10		
<b>16345</b>	<b>Route 57, Bridge over Branch Lopatcong Creek</b>			
PE	Federal		\$1.00	\$1.46
<b>97062B</b>	<b>Route 57, CR 519 Intersection Improvement</b>			
DES	Federal	\$2.50		
<b>9237</b>	<b>Route 57/182/46, Hackettstown Mobility Improvements</b>			
CON	Federal		\$5.89	\$2.76
<b>11322</b>	<b>Route 94, Bridge over Jacksonburg Creek</b>			
DES	Non-Federal	\$2.20	\$2.20	
	Federal	\$6.80	\$11.09	\$5.53
	Non-Federal	\$2.50	\$2.50	\$0.00
	<b>Warren Total</b>	<b>\$9.30</b>	<b>\$13.59</b>	<b>\$5.53</b>
	Federal	\$422.11	\$449.64	\$462.05
	Non-Federal	\$72.26	\$73.24	\$0.34
	<b>NJDOT Projects Total</b>	<b>\$494.37</b>	<b>\$522.88</b>	<b>\$462.38</b>

**Table 3**  
**NJTPA FY 2022 TIP FINAL OBLIGATION STATUS**  
(in \$ millions)

<b>NJDOT Programs *</b>				
<b>Work Phase</b>	<b>Funding Source</b>	<b>Original FY22 TIP Funds</b>	<b>Revised FY22 TIP Funds</b>	<b>FY22 Obligation</b>
<b>X12</b>	<b>Acquisition of Right of Way</b>			
ROW	Non-Federal	\$0.50	\$0.50	
<b>11344</b>	<b>ADA Curb Ramp Implementation</b>			
ERC	Federal	\$1.00	\$1.00	
ERC	Non-Federal	\$2.00	\$2.00	
<b>19315</b>	<b>Aeronautics UAS Program</b>			
ERC	Non-Federal	\$0.50	\$0.50	\$0.05
<b>08415</b>	<b>Airport Improvement Program</b>			
ERC	Non-Federal	\$4.00	\$4.00	\$2.47
<b>01335</b>	<b>Betterments, Dams</b>			
EC	Non-Federal	\$0.30	\$0.30	
<b>X72B</b>	<b>Betterments, Roadway Preservation</b>			
EC	Non-Federal	\$17.79	\$17.79	\$9.53
<b>X72C</b>	<b>Betterments, Safety</b>			
EC	Non-Federal	\$14.23	\$14.23	\$13.91
<b>X185</b>	<b>Bicycle &amp; Pedestrian Facilities/Accommodations</b>			
ERC	Federal	\$2.95	\$2.95	\$2.15
ERC	Non-Federal	\$1.00	\$1.00	\$1.00
<b>X07F</b>	<b>Bridge and Structure Inspection, Miscellaneous</b>			
EC	Non-Federal	\$0.45	\$0.45	
<b>03304</b>	<b>Bridge Deck/Superstructure Replacement Program</b>			
ERC	Federal	\$37.34	\$33.90	\$15.70
<b>98315</b>	<b>Bridge Emergency Repair</b>			
EC	Non-Federal	\$80.00	\$80.00	\$67.24
<b>X07A</b>	<b>Bridge Inspection</b>			
EC	Federal	\$21.58	\$21.58	\$24.31
<b>17341</b>	<b>Bridge Inspection Program, Minor Bridges</b>			
EC	Non-Federal	\$7.83	\$7.83	\$0.28
<b>14404</b>	<b>Bridge Maintenance and Repair, Movable Bridges</b>			
EC	Non-Federal	\$25.35	\$25.35	\$21.73
<b>17357</b>	<b>Bridge Maintenance Fender Replacement</b>			
ERC	Federal	\$13.42	\$18.42	\$21.59
<b>17358</b>	<b>Bridge Maintenance Scour Countermeasures</b>			
ERC	Federal	\$9.00	\$9.00	
<b>X70</b>	<b>Bridge Management System</b>			
EC	Federal	\$1.25	\$1.25	\$1.37
<b>13323</b>	<b>Bridge Preventive Maintenance</b>			
EC	Federal	\$33.95	\$33.95	\$31.89
EC	Non-Federal	\$35.57	\$35.57	\$20.64
<b>08381</b>	<b>Bridge Replacement, Future Projects</b>			
ERC	Federal	\$1.00	\$1.00	
ERC	Non-Federal	\$5.70	\$5.70	

\* NJTPA estimates to receive 75% share of Statewide program funding.



<b>Work Phase</b>	<b>Funding Source</b>	<b>Original FY22 TIP Funds</b>	<b>Revised FY22 TIP Funds</b>	<b>FY22 Obligation</b>
<b>98316</b>	<b>Bridge Scour Countermeasures</b>			
ERC	Non-Federal	\$0.20	\$0.20	
<b>02379</b>	<b>Congestion Relief, Intelligent Transportation System Improvements (Smart Move Program)</b>			
ERC	Non-Federal	\$3.00	\$3.00	\$3.62
<b>X180</b>	<b>Construction Inspection</b>			
EC	Non-Federal	\$13.00	\$13.00	\$6.70
<b>05304</b>	<b>Construction Program IT System (TRNS.PORT)</b>			
EC	Non-Federal	\$2.30	\$2.30	\$1.05
<b>09316</b>	<b>Culvert Replacement Program</b>			
ERC	Federal	\$1.00	\$1.00	\$5.66
ERC	Non-Federal	\$4.00	\$4.00	
<b>X142</b>	<b>DBE Supportive Services Program</b>			
EC	Federal	\$0.50	\$0.50	\$0.28
<b>X106</b>	<b>Design, Emerging Projects</b>			
DES	Federal	\$1.00	\$1.00	
DES	Non-Federal	\$20.00	\$20.00	\$1.93
<b>05342</b>	<b>Design, Geotechnical Engineering Tasks</b>			
DES	Non-Federal	\$0.50	\$0.50	
<b>X197</b>	<b>Disadvantaged Business Enterprise</b>			
EC	Federal	\$0.10	\$0.10	
<b>X154D</b>	<b>Drainage Rehabilitation &amp; Improvements</b>			
EC	Federal	\$13.02	\$13.02	\$12.96
<b>X154</b>	<b>Drainage Rehabilitation and Maintenance, State</b>			
EC	Non-Federal	\$24.50	\$24.50	\$20.63
<b>X241</b>	<b>Electrical Facilities</b>			
EC	Non-Federal	\$6.23	\$6.23	\$6.94
<b>04324</b>	<b>Electrical Load Center Replacement, Statewide</b>			
ERC	Non-Federal	\$5.00	\$5.00	\$4.58
<b>17360</b>	<b>Emergency Management and Transportation Security Support</b>			
ERC	Non-Federal	\$1.50	\$1.50	\$0.00
<b>X75</b>	<b>Environmental Investigations</b>			
EC	Non-Federal	\$7.50	\$7.50	\$3.60
<b>03309</b>	<b>Environmental Project Support</b>			
ERC	Non-Federal	\$1.20	\$1.20	\$1.93
<b>X15</b>	<b>Equipment (Vehicles, Construction, Safety)</b>			
EC	Non-Federal	\$22.23	\$22.23	\$22.64
<b>X15A</b>	<b>Equipment, Snow and Ice Removal</b>			
EC	Non-Federal	\$7.12	\$7.12	\$4.52
<b>00377</b>	<b>Ferry Program</b>			
ERC	Federal	\$4.00	\$6.00	\$10.39
<b>X201</b>	<b>Guiderail Upgrade</b>			
ERC	Federal	\$24.00	\$24.00	\$14.92
ERC	Non-Federal	\$1.00	\$1.00	
<b>97008</b>	<b>High-Mast Light Poles</b>			
ERC	Federal	\$2.00	\$2.00	
<b>09388</b>	<b>Highway Safety Improvement Program Planning</b>			
PLS	Federal	\$4.00	\$13.00	\$13.13

<b>Work Phase</b>	<b>Funding Source</b>	<b>Original FY22 TIP Funds</b>	<b>Revised FY22 TIP Funds</b>	<b>FY22 Obligation</b>
<b>15343</b>	<b>Intelligent Traffic Signal Systems</b>			
ERC	Federal	\$8.68	\$8.68	
<b>13304</b>	<b>Intelligent Transportation System Resource Center</b>			
EC	Federal	\$3.50	\$3.50	\$3.49
<b>X151</b>	<b>Interstate Service Facilities</b>			
EC	Non-Federal	\$1.58	\$1.58	\$0.07
<b>13305</b>	<b>Job Order Contracting Infrastructure Repairs, Statewide</b>			
EC	Federal	\$10.00	\$10.00	\$1.92
EC	Non-Federal	\$26.68	\$26.68	\$19.94
<b>X137</b>	<b>Legal Costs for Right of Way Condemnation</b>			
EC	Non-Federal	\$1.60	\$1.60	\$1.47
<b>06327</b>	<b>Local Aid Grant Management System</b>			
EC	Non-Federal	\$0.20	\$0.20	\$0.17
<b>X186</b>	<b>Local Aid, Infrastructure Fund</b>			
ERC	Non-Federal	\$7.50	\$7.50	\$7.28
<b>X186B</b>	<b>Local Aid, State Transportation Infrastructure Bank</b>			
ERC	Non-Federal	\$22.60	\$22.60	\$22.60
<b>08387</b>	<b>Local Bridges, Future Needs</b>			
ERC	Non-Federal	\$47.30	\$47.30	\$47.30
<b>X065</b>	<b>Local CMAQ Initiatives</b>			
EC	Federal	\$7.50	\$7.50	
<b>06326</b>	<b>Local Concept Development Support</b>			
PLS	Federal	\$2.93	\$2.93	\$0.38
<b>X41B1</b>	<b>Local County Aid, NJTPA</b>			
ERC	Non-Federal	\$105.52	\$105.52	\$106.03
<b>17390</b>	<b>Local Freight Impact Fund</b>			
ERC	Non-Federal	\$30.10	\$30.10	\$30.10
<b>X98B1</b>	<b>Local Municipal Aid, NJTPA</b>			
ERC	Non-Federal	\$108.44	\$108.44	\$108.91
<b>X98Z</b>	<b>Local Municipal Aid, Urban Aid</b>			
ERC	Non-Federal	\$10.00	\$10.00	\$10.00
<b>04314</b>	<b>Local Safety/ High Risk Rural Roads Program</b>			
ERC	Federal	\$17.00	\$20.63	\$28.88
<b>X196</b>	<b>Maintenance &amp; Fleet Management System</b>			
EC	Non-Federal	\$3.00	\$3.00	\$0.83
<b>01309</b>	<b>Maritime Transportation System</b>			
EC	Non-Federal	\$20.00	\$20.00	\$7.55
<b>X30A</b>	<b>Metropolitan Planning</b>			
PLS	Federal	\$21.06	\$21.06	\$23.70
<b>07332</b>	<b>Minority and Women Workforce Training Set Aside</b>			
EC	Non-Federal	\$1.50	\$1.50	\$1.00
<b>13306</b>	<b>Mobility and Systems Engineering Program</b>			
EC	Federal	\$6.51	\$16.91	\$16.94
EC	Non-Federal	\$2.50	\$2.50	\$1.94
<b>X233</b>	<b>Motor Vehicle Crash Record Processing</b>			
EC	Federal	\$2.50	\$2.50	\$6.81

<b>Work Phase</b>	<b>Funding Source</b>	<b>Original FY22 TIP Funds</b>	<b>Revised FY22 TIP Funds</b>	<b>FY22 Obligation</b>
<b>X34</b> EC	<b>New Jersey Rail Freight Assistance Program</b> Non-Federal	\$25.00	\$25.00	\$0.01
<b>X200C</b> ERC	<b>New Jersey Scenic Byways Program</b> Federal	\$0.50	\$0.50	
<b>N063</b> ERC	<b>NJTPA, Future Projects</b> Federal	\$111.07	\$75.63	\$1.31
ERC	Non-Federal	\$146.82	\$146.82	
<b>99372</b> EC	<b>Orphan Bridge Reconstruction</b> Non-Federal	\$4.00	\$4.00	\$3.90
<b>X28B</b> EC	<b>Park and Ride/Transportation Demand Management Program</b> Non-Federal	\$1.00	\$1.00	
<b>X51</b> ERC	<b>Pavement Preservation</b> Federal			\$3.00
<b>X51B</b> EC	<b>Pavement Preservation, NJTPA</b> Federal	\$23.50	\$78.90	\$78.48
<b>X29</b> ERC	<b>Physical Plant</b> Non-Federal	\$22.22	\$22.22	\$22.19
<b>X30</b> PLS	<b>Planning and Research, Federal-Aid</b> Federal	\$34.13	\$45.57	\$50.51
<b>X140</b> PLS	<b>Planning and Research, State</b> Non-Federal	\$1.00	\$1.00	
<b>X135</b> EC	<b>Pre-Apprenticeship Training Program for Minorities and Women</b> Federal	\$0.50	\$0.50	\$0.14
<b>X10</b> EC	<b>Program Implementation Costs, NJDOT</b> Non-Federal	\$108.24	\$108.24	\$104.80
<b>10344</b> CD	<b>Project Development: Concept Development and Preliminary Engineering</b> Non-Federal	\$4.45	\$4.45	
<b>05341</b> DES	<b>Project Management &amp; Reporting System (PMRS)</b> Non-Federal	\$1.50	\$1.50	
<b>17337</b> DES	<b>Project Management Improvement Initiative Support</b> Non-Federal	\$3.00	\$3.00	\$0.05
<b>X35A1</b> EC	<b>Rail-Highway Grade Crossing Program, Federal</b> Federal	\$10.07	\$18.54	\$17.78
<b>X35A</b> CON	<b>Rail-Highway Grade Crossing Program, State</b> Non-Federal	\$2.90	\$2.90	\$2.90
<b>99409</b> ERC	<b>Recreational Trails Program</b> Federal	\$1.23	\$1.23	\$0.13
<b>X144</b> EC	<b>Regional Action Program</b> Federal	\$5.00		
EC	Non-Federal	\$2.00	\$2.00	\$1.98
<b>X03A</b> EC	<b>Restriping Program &amp; Line Reflectivity Management System</b> Federal	\$14.75	\$29.75	\$21.29
<b>X03E</b> EC	<b>Resurfacing Program</b> Non-Federal	\$88.93	\$88.93	\$80.73
<b>99327A</b> ERC	<b>Resurfacing, Federal</b> Federal	\$4.00	\$4.00	\$8.93

<b>Work Phase</b>	<b>Funding Source</b>	<b>Original FY22 TIP Funds</b>	<b>Revised FY22 TIP Funds</b>	<b>FY22 Obligation</b>
<b>05339</b>	<b>Right of Way Database/Document Management System</b>			
EC	Non-Federal	\$0.50	\$0.50	\$0.05
<b>05340</b>	<b>Right of Way Full-Service Consultant Term Agreements</b>			
ROW	Federal	\$0.30	\$0.30	
ROW	Non-Federal	\$0.05	\$0.05	
<b>X152</b>	<b>Rockfall Mitigation</b>			
ERC	Federal		\$1.55	\$1.85
<b>99358</b>	<b>Safe Routes to School Program</b>			
ERC	Federal	\$5.59	\$5.59	\$1.83
<b>06402</b>	<b>Safe Streets to Transit Program</b>			
EC	Non-Federal	\$1.00	\$1.00	\$1.00
<b>19370</b>	<b>Safety Programs</b>			
ERC	Federal	\$13.31	\$23.31	\$15.74
ERC	Non-Federal	\$0.25	\$0.25	\$0.02
<b>13307</b>	<b>Salt Storage Facilities - Statewide</b>			
ERC	Non-Federal	\$3.00	\$3.00	\$2.81
<b>X239</b>	<b>Sign Structure Inspection Program</b>			
EC	Non-Federal	\$2.10	\$2.10	
<b>X239A</b>	<b>Sign Structure Rehabilitation/Replacement Program</b>			
ERC	Federal	\$1.00	\$1.00	\$0.12
<b>X39</b>	<b>Signs Program, Statewide</b>			
EC	Non-Federal	\$3.47	\$3.47	\$2.72
<b>19600</b>	<b>Smart and Connect Corridors Program</b>			
CON	Non-Federal	\$4.00	\$4.00	\$0.75
<b>X160</b>	<b>Solid and Hazardous Waste Cleanup, Reduction and Disposal</b>			
EC	Non-Federal	\$2.33	\$2.33	\$1.10
<b>X10A</b>	<b>Staff Augmentation</b>			
EC	Non-Federal	\$10.50	\$10.50	\$7.94
<b>X150</b>	<b>State Police Enforcement and Safety Services</b>			
EC	Non-Federal	\$7.00	\$7.00	\$7.00
<b>13308</b>	<b>Statewide Traffic Operations and Support Program</b>			
EC	Federal	\$18.00	\$20.17	\$23.88
<b>17353</b>	<b>Storm Water Asset Management</b>			
ERC	Federal	\$2.00	\$2.00	
<b>14300</b>	<b>Title VI and Nondiscrimination Supporting Activities</b>			
EC	Non-Federal	\$0.18	\$0.18	
<b>X66</b>	<b>Traffic Monitoring Systems</b>			
PLS	Federal	\$12.00	\$12.00	\$16.99
EC	Non-Federal	\$1.49	\$1.49	
<b>X47</b>	<b>Traffic Signal Replacement</b>			
EC	Non-Federal	\$8.89	\$8.89	\$8.89
<b>X244</b>	<b>Training and Employee Development</b>			
EC	Federal	\$2.00	\$2.00	\$2.00
<b>01316</b>	<b>Transit Village Program</b>			
EC	Non-Federal	\$1.00	\$1.00	\$1.00
<b>X107</b>	<b>Transportation Alternatives Program</b>			
ERC	Federal	\$7.98	\$14.64	\$16.06

<b>Work Phase</b>	<b>Funding Source</b>	<b>Original FY22 TIP Funds</b>	<b>Revised FY22 TIP Funds</b>	<b>FY22 Obligation</b>
<b>11383</b>	<b>Transportation Management Associations</b>			
EC	Federal	\$4.45	\$4.45	\$4.45
<b>X126</b>	<b>Transportation Research Technology</b>			
EC	Non-Federal	\$1.10	\$1.10	
<b>X11</b>	<b>Unanticipated Design, Right of Way and Construction Expenses, State</b>			
ERC	Non-Federal	\$36.47	\$36.47	\$0.63
<b>15344</b>	<b>Utility Pole Mitigation</b>			
EC	Federal	\$0.18	\$0.18	
<b>X182</b>	<b>Utility Reconnaissance and Relocation</b>			
EC	Non-Federal	\$2.50	\$2.50	\$3.18
<b>X199</b>	<b>Youth Employment and TRAC Programs</b>			
EC	Federal	\$0.35	\$0.35	
	Federal	\$522.67	\$619.51	\$500.99
	Non-Federal	\$1,199.89	\$1,199.89	\$833.83
	<b>NJDOT Programs Total</b>	<b>\$1,722.56</b>	<b>\$1,819.39</b>	<b>\$1,334.82</b>

**Table 3**  
**NJTPA FY 2022 TIP FINAL OBLIGATION STATUS**  
(in \$ millions)

<b>NJ TRANSIT Projects and Programs *</b>					
<b>Work Phase</b>	<b>Funding Source</b>	<b>Original FY22 TIP Funds</b>	<b>Revised FY22 TIP Funds</b>	<b>FY22 Obligation</b>	<b>Prior Year Funds Obligated in FY22</b>
<b>T143</b>	<b>ADA--Platforms/Stations</b>				
ERC	Non-Federal	\$0.70	\$0.70	\$0.70	
<b>T05</b>	<b>Bridge and Tunnel Rehabilitation</b>				
ERC	Non-Federal	\$31.47	\$31.47	\$31.47	
<b>T111</b>	<b>Bus Acquisition Program</b>				
CAP	Non-Federal	\$73.61	\$73.61	\$73.61	
<b>T06</b>	<b>Bus Passenger Facilities/Park and Ride</b>				
ERC	Non-Federal	\$0.56	\$0.56	\$0.56	
<b>T08</b>	<b>Bus Support Facilities and Equipment</b>				
ERC	Federal		\$47.06	\$24.24	
ERC	Non-Federal	\$10.86	\$10.86	\$10.86	
<b>T68</b>	<b>Capital Program Implementation</b>				
ERC	Non-Federal	\$15.84	\$15.84	\$15.84	
<b>T515</b>	<b>Casino Revenue Fund</b>				
CAP	Non-Federal	\$15.84	\$15.84	\$18.92	
<b>T16</b>	<b>Environmental Compliance</b>				
ERC	Non-Federal	\$2.10	\$2.10	\$2.10	
<b>T700</b>	<b>Ferry Program</b>				
ERC	Federal		\$4.25	\$4.25	
ERC	Non-Federal	\$6.50	\$6.50	\$6.50	
<b>T43</b>	<b>High Speed Track Program</b>				
ERC	Non-Federal	\$0.93	\$0.93	\$0.93	
<b>T87</b>	<b>Hudson-Bergen and Newark LRT System</b>				
ERC	Federal		\$4.83	\$4.83	
<b>T20</b>	<b>Immediate Action Program</b>				
ERC	Non-Federal	\$7.53	\$7.53	\$7.53	
<b>T535</b>	<b>Lackawanna Cutoff MOS Project</b>				
ERC	Federal		\$50.49	\$40.67	
<b>T95</b>	<b>Light Rail Infrastructure Improvements</b>				
ERC	Non-Federal	\$22.84	\$22.84	\$22.84	
<b>T550</b>	<b>Light Rail Vehicle Rolling Stock</b>				
ERC	Federal		\$7.17		
<b>T53E</b>	<b>Locomotive Overhaul</b>				
ERC	Federal		\$20.75		
CAP	Non-Federal	\$4.70	\$4.70	\$4.70	
<b>T610</b>	<b>Lyndhurst Intermodal ADA Improvements</b>				
ERC	Federal	\$11.13	\$36.35	\$22.71	
<b>T122</b>	<b>Miscellaneous</b>				
ERC	Non-Federal	\$0.35	\$0.35	\$0.35	
<b>T600</b>	<b>NEC Elizabeth Intermodal Station Improvements</b>				
ERC	Federal		\$30.91	\$27.95	

Work Phase	Funding Source	Original FY22 TIP Funds	Revised FY22 TIP Funds	FY22 Obligation	Prior Year Funds Obligated in FY22
<b>T44</b>	<b>NEC Improvements</b>				
ERC	Federal	\$52.04	\$132.88	\$84.80	
ERC	Non-Federal	\$54.46	\$54.46	\$54.46	
<b>T532</b>	<b>New Brunswick Station Platform Ext. and Elevator Imprvmts (Liberty Corridor)</b>				
ERC	Federal		\$9.98		
<b>T55</b>	<b>Other Rail Station/Terminal Improvements</b>				
ERC	Federal	\$7.01	\$13.82		
ERC	Non-Federal	\$57.76	\$57.76	\$57.77	
<b>T620</b>	<b>Perth Amboy Intermodal ADA Improvements</b>				
ERC	Federal		\$55.36	\$10.69	
<b>T121</b>	<b>Physical Plant</b>				
ERC	Non-Federal	\$1.46	\$1.46	\$1.46	
<b>T538</b>	<b>Portal North Bridge</b>				
ERC	Federal	\$125.00	\$77.82	\$77.82	
ERC	Non-Federal	\$61.25	\$61.25	\$61.25	
<b>T135</b>	<b>Preventive Maintenance-Bus</b>				
CAP	Federal	\$78.88	\$194.83	\$160.96	
<b>T39</b>	<b>Preventive Maintenance-Rail</b>				
CAP	Federal	\$230.64	\$380.97	\$182.03	
<b>T106</b>	<b>Private Carrier Equipment Program</b>				
CAP	Non-Federal	\$2.10	\$2.10	\$2.10	
<b>T112</b>	<b>Rail Rolling Stock Procurement</b>				
CAP	Federal	\$120.78	\$229.07	\$75.00	
CAP	Non-Federal	\$195.52	\$195.52	\$195.52	
<b>T37</b>	<b>Rail Support Facilities and Equipment</b>				
ERC	Federal	\$14.10	\$56.20	\$29.47	
ERC	Non-Federal	\$18.82	\$25.14	\$18.82	
<b>T509</b>	<b>Safety Improvement Program</b>				
ERC	Non-Federal	\$2.97	\$2.97	\$2.97	
<b>T150</b>	<b>Section 5310 Program</b>				
CAP	Federal	\$5.41	\$5.73	\$5.40	
CAP	Non-Federal	\$1.23	\$1.23	\$1.23	
<b>T151</b>	<b>Section 5311 Program</b>				
CAP	Federal	\$2.81	\$3.22	\$3.22	
CAP	Non-Federal	\$1.40	\$1.40	\$1.40	
<b>T508</b>	<b>Security Improvements</b>				
SWI	Non-Federal	\$2.67	\$2.67	\$2.67	
<b>T50</b>	<b>Signals and Communications/Electric Traction Systems</b>				
ERC	Non-Federal	\$36.79	\$36.79	\$36.79	
<b>T120</b>	<b>Small/Special Services Program</b>				
EC	Federal		\$8.54		
EC	Non-Federal	\$0.96	\$0.96	\$0.96	
<b>T88</b>	<b>Study and Development</b>				
PLS	Non-Federal	\$6.74	\$6.74	\$6.74	
<b>T500</b>	<b>Technology Improvements</b>				
EC	Federal	\$2.87	\$2.87		
EC	Non-Federal	\$27.77	\$27.77	\$27.77	
<b>T42</b>	<b>Track Program</b>				
ERC	Non-Federal	\$16.72	\$16.72	\$16.72	

<b>Work Phase</b>	<b>Funding Source</b>	<b>Original FY22 TIP Funds</b>	<b>Revised FY22 TIP Funds</b>	<b>FY22 Obligation</b>	<b>Prior Year Funds Obligated in FY22</b>
<b>T210</b>	<b>Transit Enhancements/Transp Altern Prog (TAP)/Altern Transit Improv (ATI)</b>				
ERC	Federal	\$15.26	\$40.61	\$0.47	
<b>T300</b>	<b>Transit Rail Initiatives</b>				
ERC	Non-Federal	\$1.58	\$1.58	\$1.58	
	Federal	\$665.93	\$1,413.69	\$754.51	\$0.00
	Non-Federal	\$684.01	\$690.32	\$687.08	\$0.00
<b>NJ TRANSIT Projects and Programs Total</b>		<b>\$1,349.94</b>	<b>\$2,104.01</b>	<b>\$1,441.59</b>	



**Table 3**  
**NJTPA FY 2022 TIP FINAL OBLIGATION STATUS**  
(in \$ millions)

Work Phase	Funding Source	Original FY22 TIP Funds	Revised FY22 TIP Funds	FY22 Obligation
<b>PANYNJ Projects and Programs</b>				
<b>PA1424</b>	<b>Concrete Sea Wall East of Harrison Car Maintenance Facility</b>			
CON	Federal		\$3.17	
CON	Non-Federal		\$0.35	
<b>PA1423</b>	<b>Harrison Car Maintenance Facility Automatic Flood Barrier</b>			
CON	Federal		\$3.17	
CON	Non-Federal		\$0.35	
<b>PA2201</b>	<b>Port Street Corridor Improvement Project</b>			
CON	Federal	\$5.83	\$5.83	
CON	Non-Federal	\$9.17	\$9.17	
	Federal	\$5.83	\$12.16	\$0.00
	Non-Federal	\$9.17	\$9.87	\$0.00
	<b>PANYNJ Total</b>	<b>\$15.00</b>	<b>\$22.04</b>	<b>\$0.00</b>